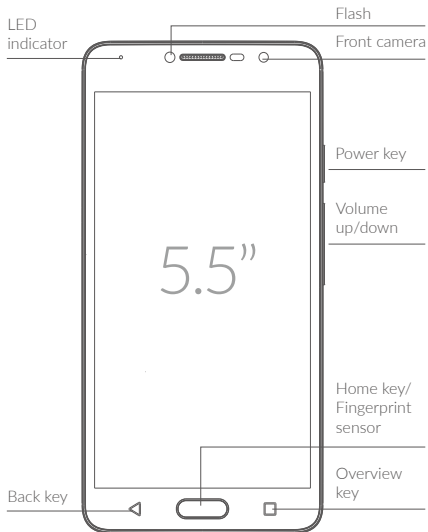



TCL

QUICK START GUIDE

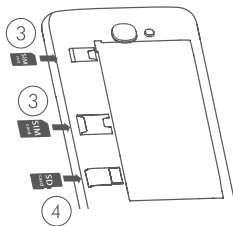



TCL 562



① Removing or installing the back cover.

② Charging the battery.



③ Inserting or removing the SIM card.

④ Installing or removing the microSD card.

User guide and FAQ are available online
www.tcl.com/in

SAVE
PAPER
SAVE
TREES

PLEASE CONSIDER THE
ENVIRONMENT BEFORE PRINTING